

The Journey from old Internet Banking to new eBank

Welcome to the new ACB Internet Banking system (eBank)! We're glad you're here and hope these instructions make navigating into the new site both fun and easy.

Your first step will be to go to the Americana Community Bank website at www.americanafinancial.com.

The following directions will walk you through the enrollment screens:

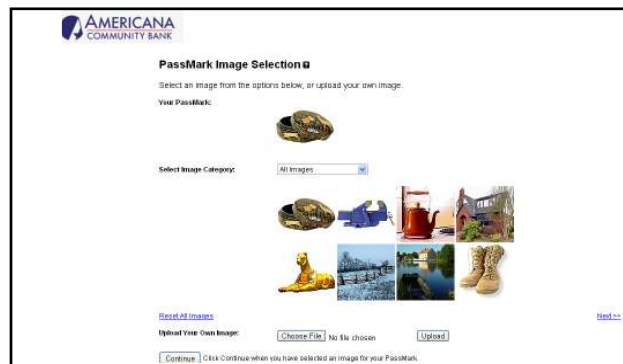
User ID: This used to be called Personal Access ID, but is the same log on ID that you used in old Internet Banking.



Password: This is the same password that you used in old Internet Banking. (You will be asked to reset this.)



PassMark Image Selection: This is similar to the process you took in choosing your PassMark Image and security questions in the old Internet Banking system.



- Select an image from the 40,000 available. Narrow your choices by choosing from categories in the "Select Image Category" dropdown box.
- Click on an image and it will appear next to the words, "Your PassMark", at the top of the screen.
- Click Continue (at the bottom of the screen) after you've chosen your desired PassMark image. (We recommend that you remember your PassMark, rather than print it, for security reasons.)

PassMark Enrollment: You will see your PassMark Image at the top of this screen.

Choose your PassMark phrase by typing a set of characters (up to 18 characters) in the box.

- You can use A-Z, a-z, 0-9 or spaces.
- Unlike a password, the digits you choose can be recognizable words or a phrase, for instance, "ACB is the best" (punctuation is not allowed).
- You should recognize this phrase as yours each time you log in to eBank. If, when logging in, you don't see it, or see a phrase other than the one you chose, don't go any farther in Internet Banking. Exit the site and call your ACB banker.

Choose three challenge questions using the drop down boxes.


- These questions will be used as another verification that it's you seeking access to your accounts when using a public computer.
- Choose questions that have a definitive answer.
 - For instance, if your mother was born in St. Peter and you're unsure as to whether you'll include the period after "St" when typing the answer in the future, then choose a different question.
 - Or, if you aren't sure which restaurant was your favorite in college, don't pick that question because you might not guess the answer correctly the next time.

Computer Registration: If you're on a public computer, or a computer used by others, click the "Public Computer" box. Clicking this box tells your computer not to save the "cookies" or markers allowing the next user to follow the path without having to complete the securities in place.

If you're on a computer that you are sure only you will be using, click "Private Computer" here.

The next screen will allow you to review the information you've input. You must click the "Finish" button at the bottom to save your information.

You MUST press the Finish button on this page before any changes will be confirmed.

Your PassMark: 

Your PassMark Phrase: ACB Test Enroll

Challenge Question 1: What is your maternal grandmother's first name?
Your Answer: name


Challenge Question 2: What was the first name of your first manager?
Your Answer: manager

Challenge Question 3: In what city was your mother born? (Enter full name of city only)
Your Answer: born


Computer Registration: Public

(You Must click the Finish button to have your entries saved.)

You will change your password from your old Internet Banking password to a new one on the next screen. Click the "More Rules/Tips" hyperlink to see the criteria for selecting a valid new password.



Accounts ▾ Transfers ▾ eStatements Bill Pay Customer Service ▾ User Options ▾

Change Password 

Current Password*

New Password* (At least 8 characters) [More Rules/Tips](#)

Confirm Password*

[Did you mean to change your PassMark?](#)

* Required

The following screen will be your new internet banking site! See the Account Bar at the top of your screen for transaction and viewing choices.